

# 折叠后规格58\*48mm,

## 正面

### WIFI SMART SOCKET user manual

#### 1. Download APP

Scan the QR code below, Download "Smart Life" app, or "Tuyasmart" app



This socket is a 10A/16A/20A optional Wifi smart socket, using the Tuya smart solution.


1. Wifi connection, remote control by mobile APP;
2. Support smart audio voice control such as Tmall Genie;
3. Mobile phone time delay switch;
4. Real-time feedback of status, keep an eye on the status of the socket at home at any time;
5. The whole house intelligent equipment scene linkage, automatically execute the scene mode;
6. The whole family shares the equipment, multiple users can view at the same time;
7. Imported fire retardant materials, safe and reliable.

#### 3. Product parameters

1. Input: AC 100-240V 50 / 60Hz
2. WIFI: 2.4G 802.11 b / g / n
3. Max Iaod: 10A/16A/20A

#### 4. Add device via APP

1. Download the Smart Life APP and register an account



## 背面

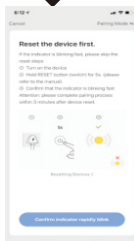
2. Click "Add Device" or select the "+" sign in the upper right corner to add a device.



3. Select the socket (Wi-Fi) in the electrician item



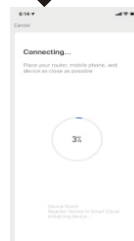
4. Confirm that the indicator light on the socket is flashing quickly, click on "Confirm that the indicator light is flashing quickly"



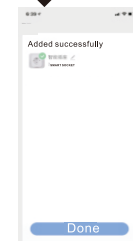
5. Enter the Wifi password at home



6. Wait for the connection to be successful, click OK



7. Successful connection, start smart life



#### 5. Access intelligent speaker

About access amazon echo、Google Home, Please refer to the instructions in the APP.

#### 6. APP features

##### 1. Wi-Fi remote control and device state

Turn on/off by tapping on device icon. Device state always simultaneous display on APP.

##### 2. Share Control

The owner can share the devices to other "Smart Life" accounts. While sharing devices, both should stay online on "Smart Life". Because if the account you want to share is not online, he/she will not receive the invitation message.

Maybe the device is "Offline" on App, for the device needs 1 minute to connect to your router and server. When the LED on, the device is "Online", if App shows still "Offline", please close App and re-open.